

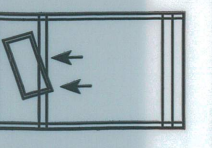
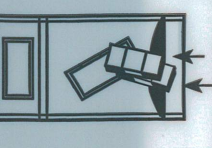


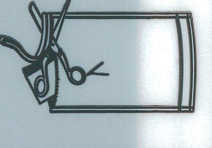


SD 0174432  
DATE  
AMOUNT  
PREPARED BY

INSERT CASH OR FOOD STAMPS IN TOP POUCH ONLY

**WARNING:**  
ATTEMPTS TO OPEN THIS BAG WILL RESULT IN EVIDENCE OF TAMPERING  
IF CLOSURE AND/OR BAG IS DESTROYED, TORN OR DISTORTED  
DO NOT OPEN - NOTIFY SENDER IMMEDIATELY

BAG IDENTIFICATION #  
  
SD 0174432

-   
1 INSERT DEPOSIT TICKET / CHECKS INSIDE BOTTOM POUCH, REMOVE LINER AND SEAL CLOSED.
-   
2 INSERT CASH OR FOOD STAMPS INSIDE TOP POUCH, REMOVE TRAPPED AIR.
-   
3 REMOVE LINER / RECEIPT FROM SECURITY TAPE TO EXPOSE ADHESIVE.
-   
4 PRESS FIRMLY ON ENTIRE LENGTH OF SECURITY CLOSURE FOR PERMANENT SEAL.
-   
5 TO REMOVE CONTENTS, CUT ALONG DOTTED LINE.

**FROM:** (use bank stamp) San Diego USD-  
(School/site Name)

**DATE:** MARCH 24, 2023

**ACCOUNT #:** 123456789

**SAID TO CONTAIN:** \$ 324.62

**CASH:** 24.62

**CHECKS:** 4 (\$ 300.00)

**OTHER:**

**SPECIAL INSTRUCTIONS:**

**BRANCH/STORE:**

**TO:** JPM VAULT

**PREPARED BY:** Carmen Rodriguez

**Authorized Signature:** 